



Genetic Profile Test Results

HORSE ID: 081820_028

Horse: Gunnie

PACK: Etalon DNA Minipanel

Owner: Chrystal Mehl

Horse and Owner Information

Horse	Gunnie	DOB	2013-01-01
Breed	American Quarter Horse	Age	7 years, 8 months
Color	Bay	Sex	Gelding
Discipline	Reining	Height	15 hands
Registry	Reg Number
Sire	Dam
Sire Reg & No.	Dam Reg & No.
Comments	Description: Bald face		

Owner	Chrystal Mehl	Address
Phone	540-729-3236	City, State
Email	cmehl6262@gmail.com	Postal Code



Genetic Profile Test Results

HORSE ID: 081820_028

Horse: Gunnie

PACK: Etalon DNA Minipanel

Owner: Chrystal Mehl

Results Summary

Coat Color: Gunnie has one Red variant and one Black variant, indicating the base coat color appears Black. Two copies of the Dominant Agouti variant were detected; invisible on a Red base, it pushes/restricts Black out to points; legs, ear tips, etc. appearing Bay. One Splashed White 2 variant was detected which may result in White markings. As a result of the variant count in each of the following, he had a minimum 50% chance of passing Red or Black, and 100% Dominant Agouti, and 50% Splashed White 2 to any offspring.

Variant Summary: AA, Ee, SW2/n

Myostatin: Sprint Type

5 panel negative: GBED n/n, HERDA n/n, HYPP n/n, MH n/n, PSSM1 n/n

Traits: Gunnie has not tested positive for any known disease variants on this panel.

Please note: Your analysis is ongoing and may include some regions marked with an asterisk denoting the following.
* Discovery - This gene detection is in the early stages of discovery and will have varying reliability results.
** Inconclusive - Not a bad omen! Simply put, the gene of interest did not reveal itself (neither a positive nor a negative; no result, therefore unknown).



Genetic Profile Test Results

HORSE ID: 081820_028

Horse: Gunnie

PACK: Etalon DNA Minipanel

Owner: Chrystal Mehl

Coat Color Results

Base

Agouti	+/+	ASIP	AA - Two dominant Agouti variants detected; restricts any Black base to appear Bay.	More about A
Black/Red	+/-	MC1R	Ee - One Black variant detected and one Red.	More about E

Modifier

Brindle/IP	-/-	IKBKG	No Brindle/IP variants detected.	More about IP
Grey	-/-	STX17A	No Grey variants detected.	More about G

Dilution

Champagne	-/-	SLC36A1	No Champagne variants detected.	More about CH
Cream	-/-	SLC45A2	No Cream variants detected.	More about CR
Dun	-/-,-/-	TBX3	nd2/nd2 (non-dun). Two non-dun2 variants detected. No Dun or non-Dun Primitive Marking variants detected.	More about Dun
Pearl	-/-	SLC45A2	No Pearl variants detected.	More about prl
Silver	-/-	PMEL17	No Silver variants detected.	More about Z



Genetic Profile Test Results

HORSE ID: 081820_028

Horse: Gunnie

PACK: Etalon DNA Minipanel

Owner: Chrystal Mehl

Coat Color Results, continued

White Patterns Results

Dominant White	-/-	<i>KIT</i>	No Dominant White variants detected (DW1-21).	More about DW
Frame Overo (LWO)	-/-	<i>EDNRB</i>	No Frame Overo (LWO) variants detected.	More about LWO
Leopard Complex Spotting (LP)	-/-	<i>TRPM1</i>	No Leopard Complex Spotting (LP) variants detected.	More about LP
Pattern 1 (LP modification)	-/-	<i>RFWD3</i>	No Pattern 1 (LP modification) variants detected.	More about PATN1
Splashed White (MITF)	-/-,-/-	<i>MITF</i>	No Splashed White 1 or Splashed White 3 variants detected.	More about SW (MITF)
Splashed White (PAX3)	+/-,-/-	<i>PAX3</i>	SW2/n - One Splashed White 2 variant detected; white markings likely, possibly blue eye(s), possibly hearing impaired.	More about SW (PAX3)
Sabino 1	-/-	<i>KIT</i>	No Sabino variants detected.	More about SB1
Tobiano	-/-	<i>ECA3</i>	No Tobiano variants detected.	More about TO



Genetic Profile Test Results

HORSE ID: 081820_028

Horse: Gunnie

PACK: Etalon DNA Minipanel

Owner: Chrystal Mehl

Health Genetics 1

Immune System

Foal Immunodeficiency Syndrome	-/-	SLC5A3	No Foal Immunodeficiency Syndrome variants detected.	More about fis
Severe Combined Immunodeficiency	-/-	DNAPK	No Severe Combined Immunodeficiency variants detected.	More about scid
West Nile Virus Susceptibility*	+/+	OAS1	WNVR*/WNVR* - High susceptibility to West Nile Virus symptoms if contracted.	More about WNVR*
Immune-mediated Myositis*	**	MYH1	**Upon request only, inquire about upgrade.	More about IMM*

Muscle Disorders

Glycogen Branching Enzyme Deficiency	-/-	GBE1	No Glycogen Branching Enzyme Deficiency variants detected.	More about gbed
Hyperkalemic Periodic Paralysis	-/-	SCN4A	No Hyperkalemic Periodic Paralysis variants detected.	More about HYPP
Malignant Hyperthermia	-/-	RYR1	No Malignant Hyperthermia variants detected.	More about MH
Myotonia	-/-	CLCN4	No Myotonia variants detected.	More about myt
Polysaccharide Storage Myopathy (type 1)	-/-	GYS1	No Polysaccharide Storage Myopathy type 1 variants detected.	More about PSSM1



Genetic Profile Test Results

HORSE ID: 081820_028

Horse: Gunnie

PACK: Etalon DNA Minipanel

Owner: Chrystal Mehl

Health Genetics 2

Neurologic Disorders

Cerebellar Abiotrophy	-/-	<i>MUTYH</i>	No Cerebellar Abiotrophy variants detected.	More about ca
Lavender Foal Syndrome	-/-	<i>MYO5A</i>	No Lavender Foal Syndrome variants detected.	More about lfs

Reproductive Disorders

Androgen Insensitivity	-/-	<i>AR</i>	No Androgen Insensitivity variants detected.	More about as
IAR - Subfertility*	+/-,+/+	<i>FKBP6</i>	Three IAR Subfertility* variants detected; likely no effect.	More about iar*

Skin Disorders

Hereditary Equine Regional Dermal Asthenia	-/-	<i>PPIB</i>	No Hereditary Equine Regional Dermal Asthenia variants detected.	More about herda
Junctional Epidermolysa Bullosis (type 1)	-/-	<i>LAMC2</i>	No Junctional Epidermolysa Bullosis (type 1) variants detected.	More about jeb1
Junctional Epidermolysa Bullosis (type 2*)	-/-	<i>LAMA3</i>	No Junctional Epidermolysa Bullosis (type 2*) variants detected.	More about jeb2*



Genetic Profile Test Results

HORSE ID: 081820_028

Horse: Gunnie

PACK: Etalon DNA Minipanel

Owner: Chrystal Mehl

Other Genetics

Trait Genetics

Lordosis*	-/-,-/-,-/-,-/-	ECA20	No pattern of Lordosis* variants detected.	More about L*
Curiosity/Vigilance*	+/-	DRD4	One Curiosity and one Vigilance variant detected; likely both curious and vigilant.	More about Cur/Vig
Myostatin/Speed	+/+	MSTN	Two Sprint variants detected; likely Sprint ability over Endurance.	More about MSTN
DMRT3	-/-	DMRT3	No DMRT3 variants detected.	More about DMRT3

New Additions

Equine Recurrent Uveitis (Risk)*	***	ECA18	***DNA Minipanel PLUS only, inquire about upgrade.	More about ERU
Equine Recurrent Uveitis (Severity)*	***	ECA20	***DNA Minipanel PLUS only, inquire about upgrade.	More about ERU
Equine Metabolic Syndrome*	***	FAM174A	***DNA Minipanel PLUS only, inquire about upgrade.	More about EMS
Laminitis Risk*	***	FAM174A	***DNA Minipanel PLUS only, inquire about upgrade.	More about LAM
Squamous Cell Carcinoma*	***	DDB2	***DNA Minipanel PLUS only, inquire about upgrade.	More about SCC
Tiger Eye*	***	SLC24A5	***DNA Minipanel PLUS only, inquire about upgrade.	More about Tiger Eye
Dwarfism*	***	ACAN	***DNA Minipanel PLUS only, inquire about upgrade.	More about Dwarfism



Genetic Profile Test Results

HORSE ID: 081820_028

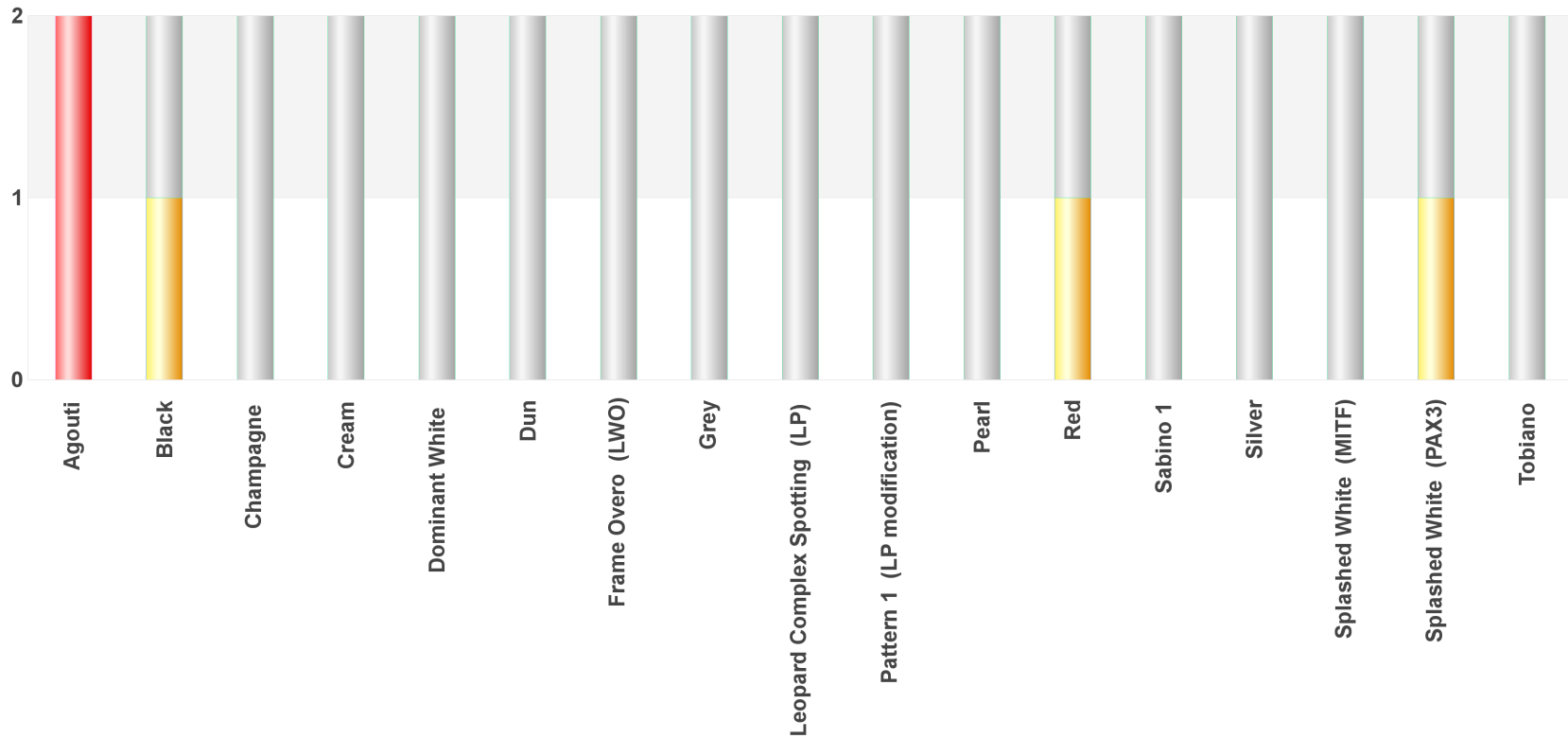
Horse: Gunnie

PACK: Etalon DNA Minipanel

Owner: Chrystal Mehl

Inheritance Probabilities

Coat Color



Coat Color Inheritance Probabilities: The bar graph above depicts the number of variants for specific coat color phenotypes based upon your horse's genetic testing results. Completely filled red bar represents two such variants (homozygous) and a half-filled yellow bar represents one such variant (heterozygous).



Genetic Profile Test Results

HORSE ID: 081820_028

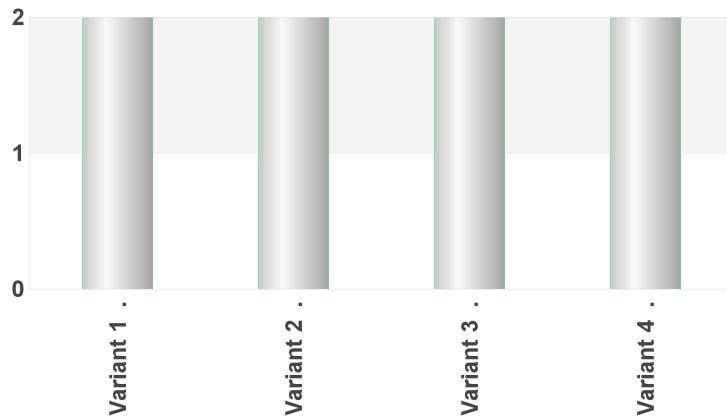
Horse: Gunnie

PACK: Etalon DNA Minipanel

Owner: Chrystal Mehl

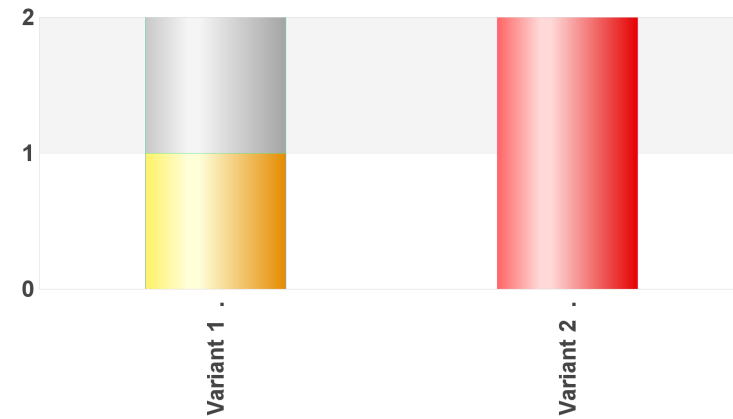
Inheritance Probabilities

Lordosis



Not affected

IAR Subfertility*



Not affected

Multi-variant Risk Charts: Each chart represents a trait, and each bar indicates a distinct risk or variant presence. These act in combination to produce the trait. A red bar indicates the horse carries 2 risk variants at the site; a partly-yellow bar indicates 1 risk variant; and a fully-grey bar indicates 0 risk variants. If all bars are red, then the horse carries two risk variants at each risk site and is likely affected. If all bars contain yellow or red, but are not all red, then the horse is likely a carrier. Otherwise, the horse is not a likely carrier of the tested trait.



Genetic Profile Test Results

HORSE ID: 081820_028

Horse: Gunnie

PACK: Etalon DNA Minipanel

Owner: Chrystal Mehl

Defining Genetics & More Info

Variant:	One of two or more alternative forms of a gene that arise by mutation and are found at the same place on a chromosome.
Variants: Heterozygous vs. Homozygous?	Variant calls are written in a way that denotes their origin and whether they are DOMINANT (uppercase) or recessive (lowercase). For example, at MC1R (also known as extension), Black is dominant and thus written as "E" whereas Red is recessive and thus denoted as "e". Therefore, an EE horse is homozygous for Black (and thus appears black), an ee horse is homozygous for Red (appears Red), and an Ee horse is heterozygous (shows the dominant variant, thus is Black).
Gene:	A unit of heredity that is transferred from a parent to offspring and is thought to determine some characteristic of the offspring.
Genotype:	The genetic constitution or make up of an individual organism.
Heterozygous:	A pair of genes which are different (not the same). One is typically dominant and one recessive.
Homozygous:	A pair of genes that are identical (of one type).
Phenotype:	The observable or visible characteristics of an individual resulting from their genotype or the interaction of their various genes and environment.

The results depicted in this report do not constitute veterinary or medical advice. Any medical or veterinary advice should be sought from your veterinarian regarding these results or any health issues or questions you may have about your animal. Breed, sex, gene interaction, unknown genes and individual variances may impact the results, phenotypes, and behaviors in any animal in unknown and unpredictable ways. Please be advised that your animals' health is important to us and you should feel free to contact us should you have any further questions or feedback on our diagnostic platform, results reporting, or general questions. We value your input and thank you!